

4-Port FE PoE+ 2-Port Fast Ethernet Switch
4-Port FE PoE++ 2-Port Fast Ethernet Switch
8-Port FE PoE++ 2-Port Gigabit Ethernet Switch

Overview

This series contains the following types:

- UTP3106-PSB: 4-Port FE PoE+ 2-Port Fast Ethernet Switch
- UTP3106-PSD: 4-Port FE PoE++ 2-Port Fast Ethernet Switch
- UTP3210-PSD: 8-Port FE PoE++ 2-Port Gigabit Ethernet Switch

4-Port FE PoE+/ PoE++ 2-Port Fast Ethernet Switch Ethernet Switch provides 4*10/100Mbps RJ-45 Ethernet ports, 2*10/100Mbps uplink RJ-45 Ethernet ports. 8-Port FE PoE++ 2-Port Gigabit Ethernet Switch provides 8*10/100Mbps RJ-45 Ethernet ports, 2*10/100/1000Mbps uplink RJ-45 Ethernet ports. All downlink RJ-45 ports support Power-over-Ethernet (PoE).

4-Port FE PoE+ 2-Port Fast Ethernet Switch can deliver up to 30W power per port.

4-Port FE PoE++ 2-Port Fast Ethernet Switch can deliver up to 90W power for port 1, and deliver up to 45W power for ports 2 to 4 each.

8-Port FE PoE++ 2-Port Gigabit Ethernet Switch can deliver up to 45W power per port. It can be set by DIP switch to deliver up to 90W power for port 1, disabled PoE function for port 2 at the same time, and deliver up to 45W power for ports 3 to 8 each.

The switch meets IEEE 802.3af/at/bt standard.

The switch supports 3 working modes through DIP switch: Default, VLAN and CCTV. Under VLAN and CCTV mode, it supports PoE watchdog features, which can detect and restart the camera automatically if it stops working. It can be widely used in video security monitoring systems, network projects, etc.

Features and Highlights

Abundant Interfaces

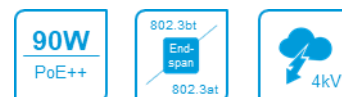
- UTP3106-PSB/ UTP3106-PSD: 4*10/100BASE-T PoE RJ-45(Auto MDI/MDIX)
2*10/100BASE-T RJ-45(Auto MDI/MDIX)
- UTP3210-PSD: 8*10/100BASE-T PoE RJ-45(Auto MDI/MDIX)
2*10/100/1000BASE-T RJ-45(Auto MDI/MDIX)

PoE Mode DIP Switch

- UTP3210-PSD PoE mode can be set by DIP switch.
Mode1: 45W max for each port.
Mode2: 90W max for port 1, disabled PoE function for port 2, 45W max for ports 3 to 8 each.

One-key Smart Mode

- Default: All ports are free to communicate, transmission distance: 0~100m.
- VLAN: downlink ports are isolated from each other, but can communicate with uplink ports. This mode supports PoE watchdog.
- CCTV: the transmission distance is extended up to 250m, but the rate is limited to 10Mbps. This mode supports PoE watchdog.



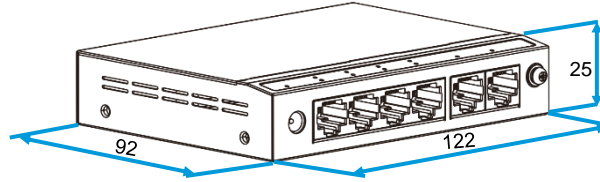
Specifications

Item	UTP3106-PSB	UTP3106-PSD	UTP3210-PSD
Hardware Specifications			
Downlink Ports	4*10/100BASE-T PoE RJ-45(Auto-MDI/MDI-X)		8*10/100BASE-T PoE RJ-45(Auto-MDI/MDI-X)
Uplink Ports	2*10/100BASE-T RJ-45(Auto-MDI/MDI-X)		2*10/100/1000BASE-T RJ-45(Auto-MDI/MDI-X)
LED Indicators	1*PWR, power indicator		
	6*Link, port indicators		10*Link, port indicators
	4*PoE, PoE indicators		8*PoE, PoE indicators
DIP Switch	Default: All ports are free to communicate, transmission distance: 0~100m. VLAN mode: downlink ports are isolated from each other, but can communicate with uplink ports. This mode supports PoE watchdog. CCTV mode: the transmission distance is extended up to 250m, but the rate is limited to 10Mbps. This mode supports PoE watchdog.		
PoE Mode DIP Switch	/		Mode1: 45W max for each port Mode2: 90W max for port 1, disabled PoE function for port 2, 45W max for ports 3 to 8 each.
Input Voltage	48~57V DC		
Power Consumption	≤130W (Full load including PoE)		≤160W (Full load including PoE)
Dimensions (W*D*H)	122mm*92mm*25mm		180mm*92mm*25mm
Net Weight	0.21kg		0.31kg
Installation	Desktop/Wall mounted		
Material	Metal shell		
Color	Black		
Switch Property			
Standards	IEEE 802.3, IEEE 802.3u, IEEE 802.3x		
Forwarding Modes	Store and Forward		
MAC Table	2k		8k
Switching Capacity	1.2Gbps		5.6Gbps
Packet Forwarding Rate	0.8928Mpps		4.1664Mpps
Power Supply			
PoE Power Supply Type	End-span		
PoE Standard	IEEE 802.3af/at (PSE)	IEEE 802.3af/at/bt(PSE)	IEEE 802.3af/at/bt(PSE)
PoE Pin Assignment	1 port:1/2(-), 3/6(+) 2~4 ports:1/2(+), 3/6(-)	1 port:3/6/4/5(+),1/2/7/8(-) 2~4 ports:1/2(+), 3/6(-)	1 port:3/6/4/5(+),1/2/7/8(-) 2~8 ports:1/2(+), 3/6(-)
PoE Budget	30W max for ports 1 to 4 each 120W max for whole switch	90W max for port 1, 45W max for ports 2 to 4 each 120W max for whole switch	Mode1: 45W max for each port. Mode2: 90W max for port 1, disabled PoE function for port 2, 45W max for ports 3 to 8 each 150W max for whole switch
Reliability			
ESD	Contact Discharge: ±6kV, Air Discharge: ±8kV		
Surge	4kV		
Operating	-10°C~55°C, 5%~95% (Non-condensation)		
Storage	-40°C~70°C, 5%~95% (Non-condensation)		

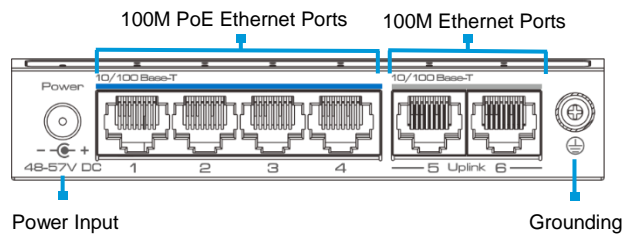
Appearances and Dimensions

UTP3106-PSB、 UTP3106-PSD

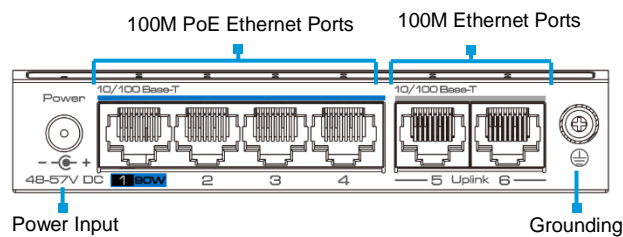
Dimensions(mm)



UTP3106-PSB Front Panel



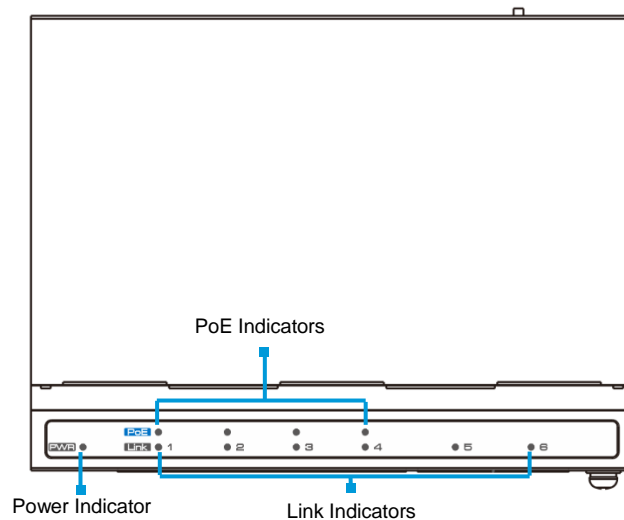
UTP3106-PSD Front Panel



UTP3106-PSB、 UTP3106-PSD Rear Panel

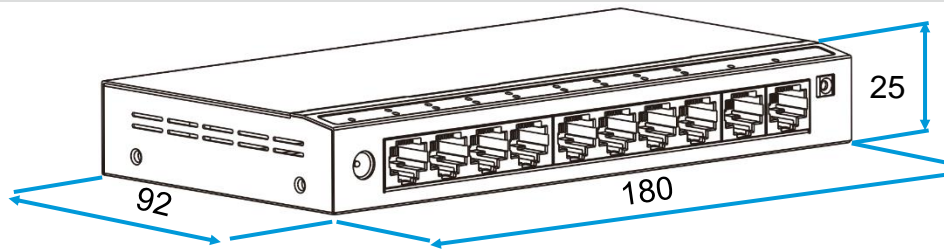


UTP3106-PSB、 UTP3106-PSD Top Panel

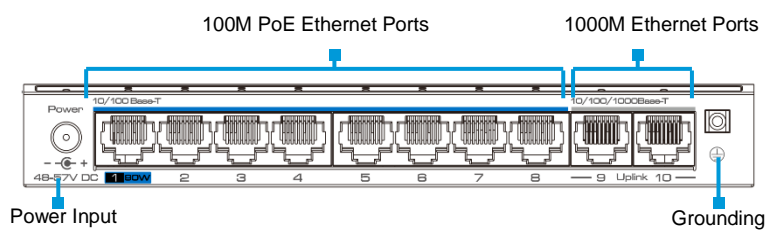


UTP3210-PSD

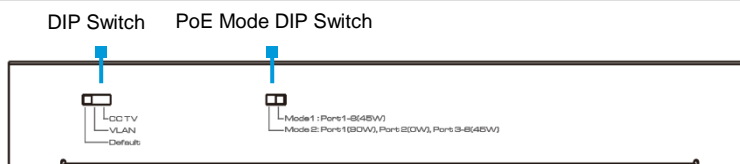
Dimensions(mm)



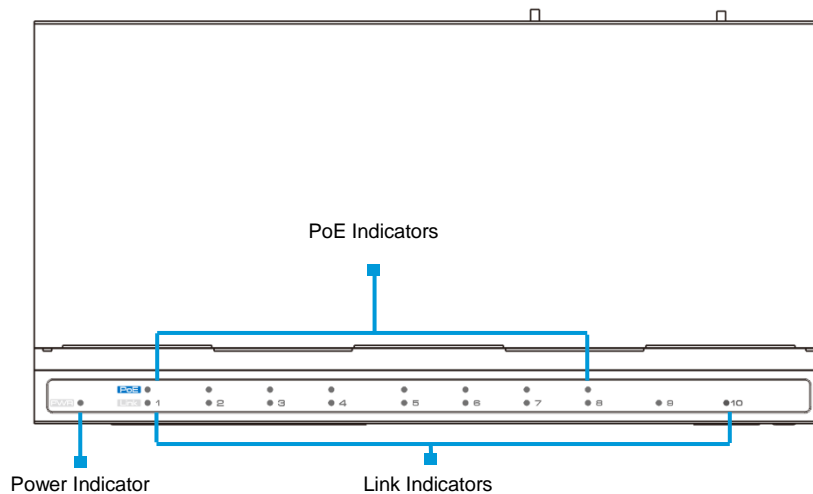
Front Panel



Rear Panel



Top Panel



Packing List

Welcome to order our products. After purchasing, you will receive:

Item	Quantity
Switch	1 pc
Power Adapter	1 pc
Power Cable	1 pc
Quick Installation Guide	1 pc

More Information

For more information, please visit:

www.utepo.net

SHENZHEN UTEPO TECH LTD.

Head quarter: 5F, Building B, Tiange Science and Technology Park, NO.2, Luozu Industrial Avenue, Shi'yan Street, Bao'an District, Shenzhen, Guangdong, China

Tel: +86-755-83898016-863 or +86-1501-2669-765 (Sales)

Email: info@utepo.net (Sales), support@utepo.net (Technical support)

©2023 SHENZHEN UTEPO TECH LTD. All Rights Reserved.

Version, V1.1 updated 2023-10-17.

The information in this document is subject to change without notice.

Every effort has been made in the preparation of this document to ensure accuracy of the contents, but all statements, information, and recommendations in this document do not constitute a warranty of any kind, express or implied.