

Industrial 4-Port Gigabit 2-Port Gigabit SFP 2-Port Gigabit RJ-45 (1-Port Gigabit Combo) Ethernet Switch
 Industrial 4-Port Gigabit PoE+ 2-Port Gigabit SFP 2-Port Gigabit RJ-45 (1-Port Gigabit Combo) Ethernet Switch
 Industrial 1-Port Gigabit HPoE 3-Port Gigabit PoE+ 2-Port Gigabit SFP 2-Port Gigabit RJ-45 (1-Port Gigabit Combo) Ethernet Switch

Quick Installation Guide

Packing List

Please check the following items after unpacking, if any missing, please contact your local dealer.

Items	Quantity
Switch	1 pc
Power Adapter (optional)	1 pc
Mounting Accessory	1 set
Quick Installation Guide	1 pc

Product Overview

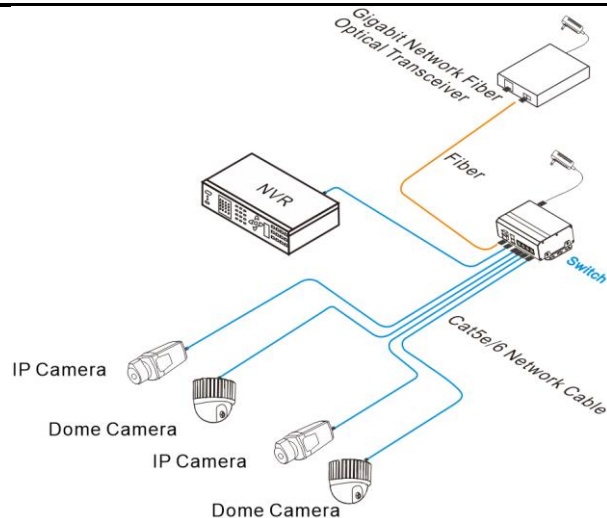
This series contains these types as follow:

- Industrial 4-Port Gigabit 2-Port Gigabit SFP 2-Port Gigabit RJ-45 (1-Port Gigabit Combo) Ethernet Switch
- Industrial 4-Port Gigabit PoE+ 2-Port Gigabit SFP 2-Port Gigabit RJ-45 (1-Port Gigabit Combo) Ethernet Switch
- Industrial 1-Port Gigabit HPoE 3-Port Gigabit PoE+ 2-Port Gigabit SFP 2-Port Gigabit RJ-45 (1-Port Gigabit Combo) Ethernet Switch

This series switches provide 4*1000M Ethernet RJ-45 downlink ports, 2*1000M Ethernet SFP and 2*1000M Ethernet RJ-45(1*1000M RJ45/SFP combo port) uplink port. All RJ-45 downlink ports support Power-over-Ethernet (PoE), Industrial 4-Port Gigabit PoE+ 2-Port Gigabit SFP 2-Port Gigabit RJ-45 (1-Port Gigabit Combo) Ethernet Switch deliver up to 30W power per port. Industrial 1-Port Gigabit HPoE 3-Port Gigabit PoE+ 2-Port Gigabit SFP 2-Port Gigabit RJ-45 (1-Port Gigabit Combo) Ethernet Switch port 1 delivers 60W and the other RJ-45 ports delivers 30W power per port.

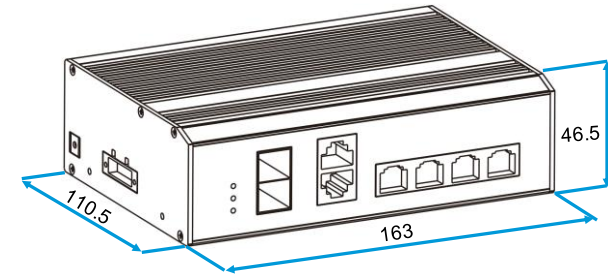
It is easy to use, Plug-and-Play, can be widely used in video security monitoring system, network project, etc.

Application

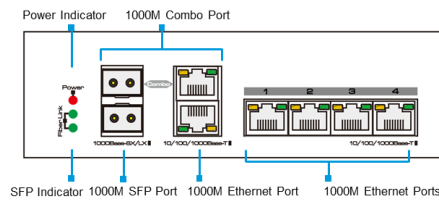


Appearance and Dimensions

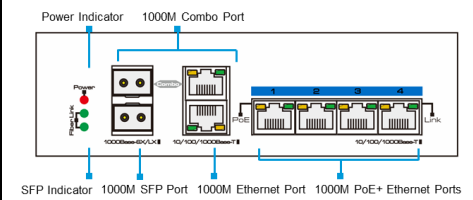
Dimensions (mm)



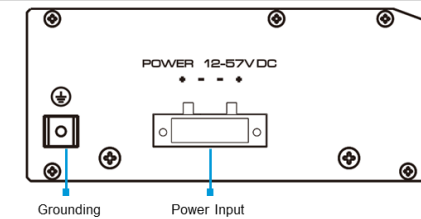
Non PoE Switch Front Panel



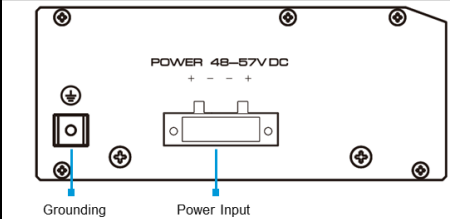
PoE Switch Front Panel



Non PoE Switch Side Panel



PoE Switch Side Panel



Indicator

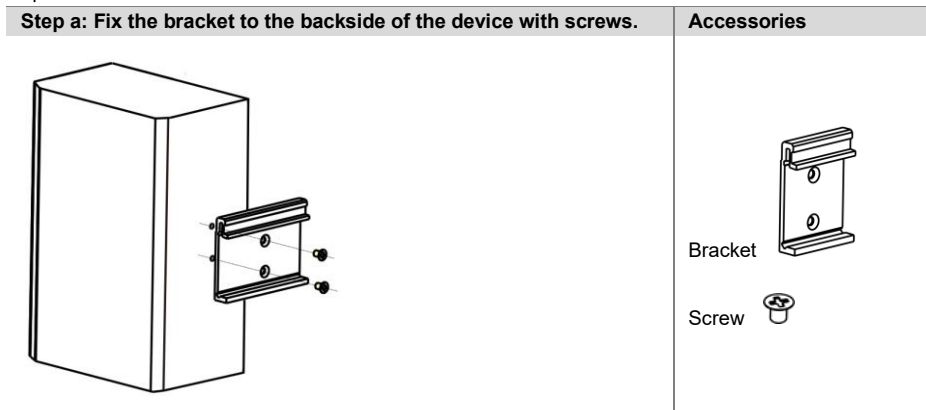
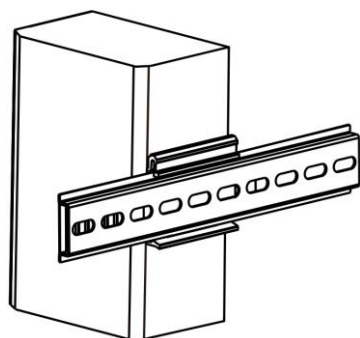
Indicator	Color	Status	Description	
Power	Power indicator	Red	Solid On	Power supply is on.
		Off	Off	Power supply is off.
Fiber Link	SFP port indicator	Green	Solid On	The port is linking normally.
		Blink	Blink	The port is transferring data.
		Off	Off	The port is not connected.

Caution

- Power on the system only after confirming that the wiring is correct, to avoid damage to the equipment. It is recommended to use the power adapter and power cable to in the package to connect the power supply.
- For better transmission performance, it is recommended to use high-performance Ethernet cable to connect the switch and powered devices.
- For better protection performance, it is recommended always to make the ground connection first and disconnect it at the end when operating the device.
- Before operating or maintaining the switch, please read the user manual carefully to avoid equipment damage caused by misoperation.

Product Installation

- 1) Before installation, power off the equipment. Installation when device is powered on is prohibited.
- 2) The switch supports rack/desktop/wall mounted installation. Following with the rack-mounted installation steps:

**Step b: Install the device to the DIN rail.**

- 3) After above steps is completed, please use high-performance Ethernet cable to connect the switch and the device.
- 4) Check the installation and the wiring, after confirming that the connection is correct and reliable, power on the switch.

The installation is completed.

Specifications

Items		
Hardware Specifications		
Downlink Port	4*10/100/1000Base-T RJ-45(Auto-MDI/MDI-X)	
Uplink Port	1*1000M RJ-45/SFP Combo 1*10/100/1000Base-T RJ-45(Auto-MDI/MDI-X) 1*10/100/1000Base-X SFP	
LED Indicators	1*Power, power indicator 2*Fiber Link, SFP port indicators	
Dimensions (W*D*H)	163mm*110.5mm*46.5mm	
Input Voltage	Non PoE switch: 12~57V DC PoE switch: 48~57V DC	
Power Consumption	≤6W (Full load without PoE)	
Material	Metal shell	
Installation	DIN-rail/Desktop/Wall mounted	
Switch Property		
Standards	IEEE 802.3, IEEE 802.3u, IEEE 802.3ab, IEEE 802.3z	
Forwarding Modes	Store and Forward	
MAC Table	8k, support auto learning	
Switching Capacity	14Gbps/non-blocking	
Packet Forwarding Rate	10.42Mpps	
Packet Buffer	1M	
Jumbo Frame	10k Bytes	
Reliability		
Surge Immunity	6kV, Standard: IEC6000-4-5	
ESD Protection	6kV Contact Discharge, 8kV Air Discharge, standard: IEC61000-4-2	
Operating	-40°C~75°C, 5%~95% (Non-condensation)	
Storage	-40°C~85°C, 5%~95% (Non-condensation)	
Power Supply	4-Port PoE+ Switch	1-Port HPoE 3-Port PoE+ Switch
PoE Standard	IEEE 802.3af/at(PSE)	
PoE Power Supply Type	End-span	
PoE Pin Assignment	1/2 (+),3/6 (-)	
PoE Budget	30W max for each port	60W PoE for port 1, 30W PoE for other ports

Version: V1.1, updated 2022-12-09.

The information in this document is subject to change without notice.

Every effort has been made in the preparation of this document to ensure accuracy of the contents, but all statements, information, and recommendations in this document do not constitute a warranty of any kind, express or implied.