

DH-S4100-4ET2ET-60-C

6-Port Cloud Managed Switch with 4-Port PoE

PoE 2.0



System Overview

Cloud Managed Switch is a layer-2 commercial switch that has a long-distance PoE function. It can supply power to devices up to 250 meters away. The PoE orange port supplies up to 60W. The Switch can be managed through the DoLynk Care app, allowing you access to the network topology diagram function, which can be used to quickly identify issues. The DoLynk Care app is developed based on DoLynk Care Cloud Server. The Switch is applicable for use in a wide variety of scenarios, such as in homes, factories and offices.

Functions

Network topology Visualization

Supports LLDP protocol and automatically generating the network topology to quickly identify issues.

Cloud Management

You can operate and maintain the switch on the app of the mobile terminal, greatly reducing the cost of operation and maintenance.

Long Distance PoE

The transmission distance of a PoE port can be up to 250 m, meeting the requirement of wired transmission (bandwidth reduced to 10 Mbps).

- Supports visualized management and remote maintenance.
- Supports automatic network topology generation.
- 250 m long-distance power supply.
- 8-pin PoE offers better compatibility and reduces cable loss.
- PoE watchdog monitors the status of terminals in real-time.
- Supports the power management policy.



Hi-PoE 60W (Orange Port)

In addition to the IEEE802.3af and IEEE802.3at standards, orange port also supports a maximum power output of 60W for powering high-power devices

PoE Watchdog

It enables the switch to automatically detect port status and restart the failed ports to recover connection in case of IPC connection exception. This enables intelligent operation and maintenance management in its true sense and effectively reduces manual maintenance costs.

Scene

Suitable for scenarios such as households, offices, and factories.

Technical Specification

Hardware

Included Power Adapter	Yes
PoE	Yes
Ethernet Port	4
Ethernet Port Speed	10/100 Mbps
Optical Port Uplink Speed	10/100 Mbps
Description of Function Slots	Port 1–4: 4 × RJ–45 10/100 Mbps Uplink1–2: 2 × RJ–45 10/100 Mbps
Power Supply	53 VDC, 1.226 A
Operating Temperature	–10 °C to +55 °C (+14 °F to +131 °F)
Operating Humidity	5%–95% (RH), non-condensing
Storage Temperature	–40 °C to +70 °C (–40 °F to +158 °F)
Storage Humidity	5%–95% (RH), non-condensing
Power Consumption	Idling: ≤5 W Full: 60 W

Performance

Smart Managed Switch	Yes
MTBF	959,942 h
Switching Capacity	1.6Gbps
Packet Forwarding Rate	0.888 Mpps
Packet Buffer Size	768 Kb
Jumbo Frame	1,664 Bytes
MAC Table Size	2K
Communication Standard	IEEE 802.3; IEEE 802.3u; IEEE 802.3X

PoE

PoE Protocol	IEEE802.3af; IEEE802.3at; Hi-PoE
PoE Power	Port 1 ≤60 W; Port 2–4 ≤30 W; Total ≤60 W
PoE Power Consumption Management	Yes
PoE Pin Assignment	1, 2, 4, 5 (V+), 3, 6, 7, 8(V–)
Long Distance PoE Transmission	Yes
DHCP Function	DHCP Client
Equipment Management	Operation and maintenance management on mobile app; ConfigTool configuration and management

General

Statics Protection	Air discharge: 8 kV Contact discharge: 6 kV
Lighting Protection	Common mode: 4 kV Differential mode: 2 kV

Net Weight	0.3 kg (0.66 lb)
Gross Weight	0.41 kg (0.9 lb)
Product Dimensions	130 mm × 85 mm × 26 mm (5.12" × 3.35" × 1.02")
Packaging Dimensions	265 mm × 238 mm × 76 mm (10.43" × 9.37" × 2.99")
Certifications	CE; FCC

Transmission Performance:

Switch power supply voltage 53V.
CAT5E/CAT6. Max. DC resistance < 10Ω/100m

Cable(m)	Load Capacity(W)	Bandwidth(Mbps)
IEEE802.3bt 90W		
100	71.3	100
150	62	10
200	51	10
250	40	10

Hi-PoE 60W

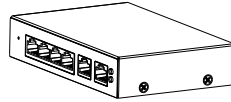


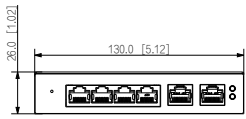
100	53	100
150	50	10
200	47	10
250	37	10

IEEE802.3at 30W

100	25.5	100
150	25.5	10
200	25.5	10
250	25.5	10

Note: Data from this table was collected by Dahua test lab and is for reference only. The actual transmission distance may vary due to power consumption of connected devices or the cable type and status.

Dimensions (mm[inch])



Panels

