



REL1INT

Relay Board



This board allows you to transform a supervised output (for example, a NAC output) or an Open Collector output into a voltage-free relay.

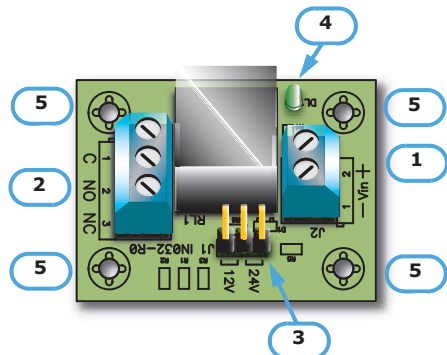
It operates at 12 or 24 V; selectable by means of a jumper (24V at default).

TECHNICAL SPECIFICATION	Val.
Power supply	12 / 24 V=
Average current consumption	30 mA
Resistance across input terminals	47 k Ω
Operating temperature range	-5°C / +40°C
Distance between screw locations	36 / 24 mm
Dimensions	45 x 35 mm

Description of components

1. Input terminals
2. Output terminals (voltage-free contact)
3. Voltage selection jumper (2 positions)
4. Relay status LED
5. Screw locations

There is a 47k Ω resistance across terminals "+" and "-" of the "Vin" (1) input, used as the EOL for balancing supervised outputs.





Box contents

- REL1INT board (IN032)
- Voltage selection jumper
- 4 plastic stick-on spacers

Relay activity

The activity of the relay board is indicated on the green LED on the board:

LED status	Relay contact
ON	Normally Open 
OFF	Normally Closed 

INIM Electronics reserves the right to change the technical specifications of this product without prior notice.

INIM Electronics s.r.l.
via Fosso Antico, Centobuchi
63033, Monteprandone, (AP) Italy
Tel. +39 0735 70 50 07
Fax + 39 0735 70 49 12
www.inim.biz info@inim.biz