

# Declaration of performance

№ 208/2023

**1. Unique identification code of the product-type:**

**Model number and Description:**

Natron SD - Wireless addressable fire alarm optical - smoke detector

**Approved Accessories:**

n/a

**Harmonized Product Type(s):**

Smoke Detectors

Components using radio links

**2. Intended use/es:**

Fire detection and fire alarm systems installed in and around buildings

**3. Manufacturer**

Teletek Electronics JSC

2 Iliyansko shose Str, NPZ Voenna Rampa, 1220 Sofia, Bulgaria

**4. Authorized representative:**

Teletek Electronics JSC

2 Iliyansko shose Str, NPZ Voenna Rampa, 1220 Sofia, Bulgaria

**5. System(s) of AVCP**

System 1

**6. Harmonized Standard(s)**


EN 54-7: 2018,

EN 54-25:2008

EN 54-25:2008/AC:2012

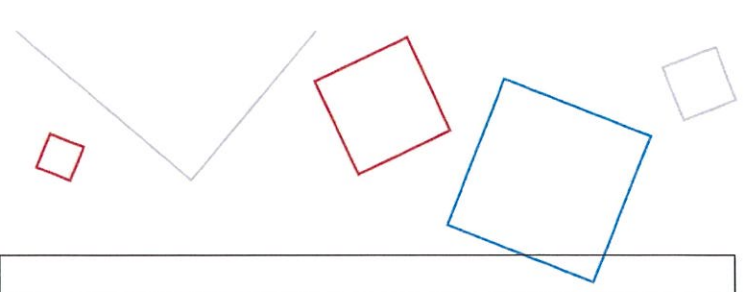
**Notified body/ies:**

EVPU a.s. (Notified Body 1293)

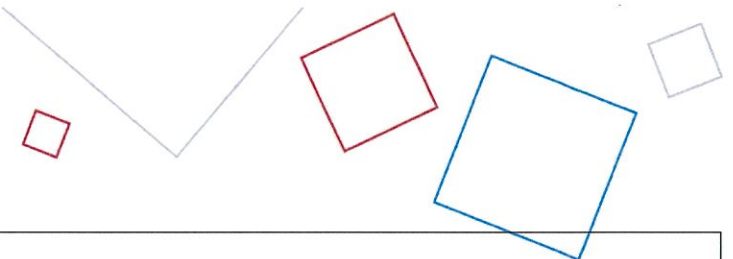


## 7. Declared performance

Essential characteristics	Clauses in EN 54-7: 2018	Regulator y classes	Performance
<b>Operational reliability:</b>		None	
Individual alarm indication	4.2.1		The visual indicator(s) are visible from a distance of 6 m in an ambient light intensity up to 500 lx.
Connection of ancillary devices	4.2.2		Open or short circuit failures of connection to ancillary device did not prevent the correct operation of the detector
Monitoring of detachable detectors	4.2.3		A fault condition is signaled when the detector is removed from the mounting base.
Manufacturer's adjustments	4.2.4		It is not possible to adjust the detector settings without the use of a special tool to access into the detector or use of a code to enabling entry into the panel programming software.
On site adjustment of response behavior	4.2.5		The mode(s) of operation are adjustable from the Control and Indicating Equipment by use of a loop communication protocol. Access to enable mode changes is by software control of the protocol communication.
Protection against the ingress of foreign bodies	4.2.6		The chamber is designed so that a sphere of diameter (1,3±0,05) mm cannot pass into the sensor chamber.
Response to slowly developing fires	4.2.7		The provision of "drift compensation" (e.g. to compensate for sensor drift due to the build-up of dirt in the detector), does not lead to a significant reduction in the detectors sensitivity to slowly developing fires.
Software controlled detectors	4.2.8		The software documentation and the software design complies with the requirements of EN 54-7:2018.
<b>Nominal activation conditions/ sensitivity:</b>		Threshold	
Repeatability	4.3.1		Ratio of response values $m_{max} : m_{min} < 1.6$ Lower response value, $m_{min} > 0.05 \text{ dB m}^{-1}$
Directional dependence	4.3.2		Ratio of response values $m_{max} : m_{min} < 1.6$ Lower response value, $m_{min} > 0.05 \text{ dB/m}$
Reproducibility	4.3.3		Ratio of response values $m_{max} : m_{avg} < 1.33$ Ratio of the response values $m_{avg} : m_{min} < 1.5$ Lower response value, $m_{min} > 0.05 \text{ dB/m}$
<b>Response delay (response time):</b>			
Air movement	4.4.1		Ratio is $> 0.0625$ and $< 1.60$ and the point smoke detector did not emit a fault nor alarm signal during the test with aerosol-free air
Dazzling	4.4.2		The specimen did not emit neither an alarm nor a fault signal and Ratio of response thresholds $m_{max} : m_{min} < 1.6$



<b>Tolerance to supply voltage:</b>			
Variation in supply parameters	4.5		Ratio of response values $m_{max} : m_{min} < 1.6$ Lower response value, $m_{min} > 0.05$ dB/
<b>Performance parameters under fire conditions:</b>			
Fire sensitivity	4.6		Evaluated as meeting the requirements of TF2 to TF5
<b>Durability of nominal activation conditions/Sensitivity:</b>			
<b>Temperature resistance</b>			
Cold (operational)	4.7.1.1		The specimen did not emit neither an alarm nor a fault signal and Ratio of response values $m_{max} : m_{min} < 1.6$
Dry heat (operational)	4.7.1.2		The specimen did not emit neither an alarm nor a fault signal and Ratio of response values $m_{max} : m_{min} < 1.6$
<b>Humidity resistance</b>			
Damp heat, steady-state (operational)	4.7.2.1		The specimen did not emit neither an alarm nor a fault signal and ratio of response values $m_{max} : m_{min} < 1.6$
Damp heat, steady-state (endurance)	4.7.2.2		No fault signal, attributable to the endurance conditioning was given on reconnection of the specimen and Ratio of response values $m_{max} : m_{min} < 1.6$
<b>Corrosion resistance</b>			
Sulphur dioxide (SO <sub>2</sub> ) corrosion (endurance)	4.7.3		No fault signal, attributable to the endurance conditioning was given on reconnection of the specimen and Ratio of response values $m_{max} : m_{min} < 1.6$
<b>Vibration resistance</b>			
Shock (operational)	4.7.4.1		No fault signal given from the specimen during the conditioning period or the additional 2 min. and Ratio of response values $m_{max} : m_{min} < 1.6$
Impact (operational)	4.7.4.2		No fault signal given from the specimen during the conditioning period or the additional 2 min. and Ratio of response values $m_{max} : m_{min} < 1.6$
Vibration, sinusoidal (operational)	4.7.4.3		No fault signal given from the specimen during the conditioning and Ratio of response values $m_{max} : m_{min} < 1.6$
Vibration, sinusoidal (endurance)	4.7.4.4		No fault signal, attributable to the endurance conditioning was given on reconnection of the specimen and Ratio of response values $m_{max} : m_{min} < 1.6$
<b>Electrical stability</b>			
EMC immunity (operational) a) Electrostatic discharge (operational) b) Radiated electromagnetic fields (operational) c) Conducted disturbances(operational)	4.7.5		No alarm or fault signal given during the conditioning and Ratio of response values $m_{max} : m_{min} < 1.6$



d) Fast transient bursts (operational)			
e) Slow high energy voltage surge (operational)			

Essential characteristics	Harmonized technical specification EN 54-25:2008, EN 54-25:2008/AC:2012	Performance
Performance parameters under fire conditions:	4.1, 4.2.2, 5.2, 8.3.7	PASS
Response delay (reaction time to fire):	8.2.3, 8.2.6	PASS
Operational reliability:	4.2.1, 4.2.3 to 4.2.7, 5.3, 5.4	PASS
Documentation and marking	6, 7	PASS
System tests	8.2.2, 8.2.4, 8.2.5, 8.2.7, 8.2.8, 8.2.9, 8.3.1, 8.3.3, 8.3.4, 8.3.5, 8.3.6	PASS
Durability of operational reliability, Temperature resistance:	8.3.9 to 8.3.11	PASS
Durability of operational reliability, Vibration resistance:	8.3.16 to 8.3.19	PASS
Durability of operational reliability, Humidity resistance:	8.3.12 to 8.3.14	PASS
Durability of operational reliability, Corrosion resistance:	8.3.15	PASS
Durability of operational reliability, Electrical stability:	8.3.20	PASS

8. *Online Display Location*

This document can be viewed online at <https://teletek-electronics.com/>

The performance of the product identified above is in conformity with the set of declared performance/s. This declaration of performance is issued, in accordance with Regulation (EU) No 305/2011, under the sole responsibility of the manufacturer identified above.

Signed for and on behalf of the manufacturer by:

2, Iliyansko shose str.  
NPZ Voenna Rampa  
1220 Sofia, Bulgaria  
26.09.2023

Yuliy Iliev  
Quality Manager