



CDVI

EN

ENGLISH



RSIP

**RS-232 to TCP/IP
Converter**

The installer's choice
cdvigroup.com

RSIP RS-232 to TCP/IP Converter

1] PRODUCT PRESENTATION

RSIP is a sleek and compact Serial-to-Ethernet device server, providing quick and easy Ethernet connectivity to virtually any device or machine with a serial interface.

Ethernet Interface

- Interface: 10Base-T /100Base-T (Auto-sensing)
- Speed: 10/100 Mbps
- Connector: RJ45
- Protocols: UDP, TCP, ARP, Telnet, ICMP, SNMP, DHCP, BOOTP, TFTP, Auto IP, HTTP, Telnet Com Port Control

Serial Interface

- Baud Rate: 300bps to 921.6 Kbps
- Characters: 7 or 8 data bits
- Stop Bits: 1 or 2
- Parity: Odd, even, more
- Modem Control Signals: DTR, DSR/DCD
- Flow Control: XON/XOFF (software), CTS/RTS (hardware)

Serial Connectors

- Single-port: DB9F (DCE Pinned)

LED Indicators

- Power/Status, Link, Activity, Serial RX Activity & TX Activity

Power Requirements

- Input Voltage: 5V at mini-USB-B jack
- Input Voltage: 5-15 VDC at DB9F pin 9
- Power Consumption: 1.3W max w/o PoE, 2.0W max with PoE

Security

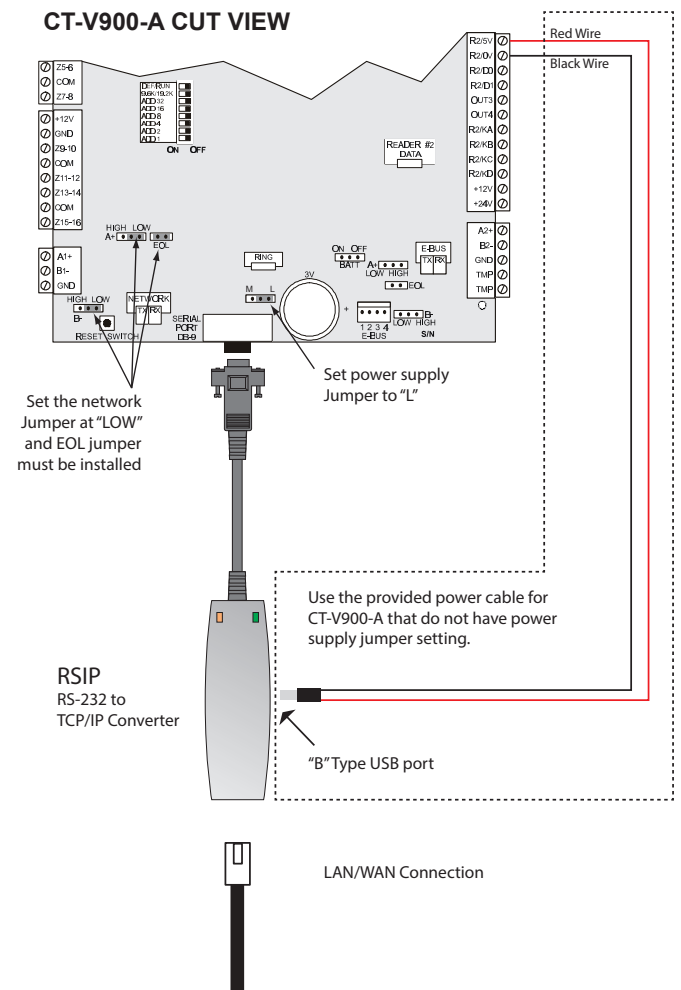
- 128/192/256-bit AES Encryption

- Temperature Range: -40° to 85°C (-40° to 185° F)

2] NOTES AND RECOMMENDATIONS

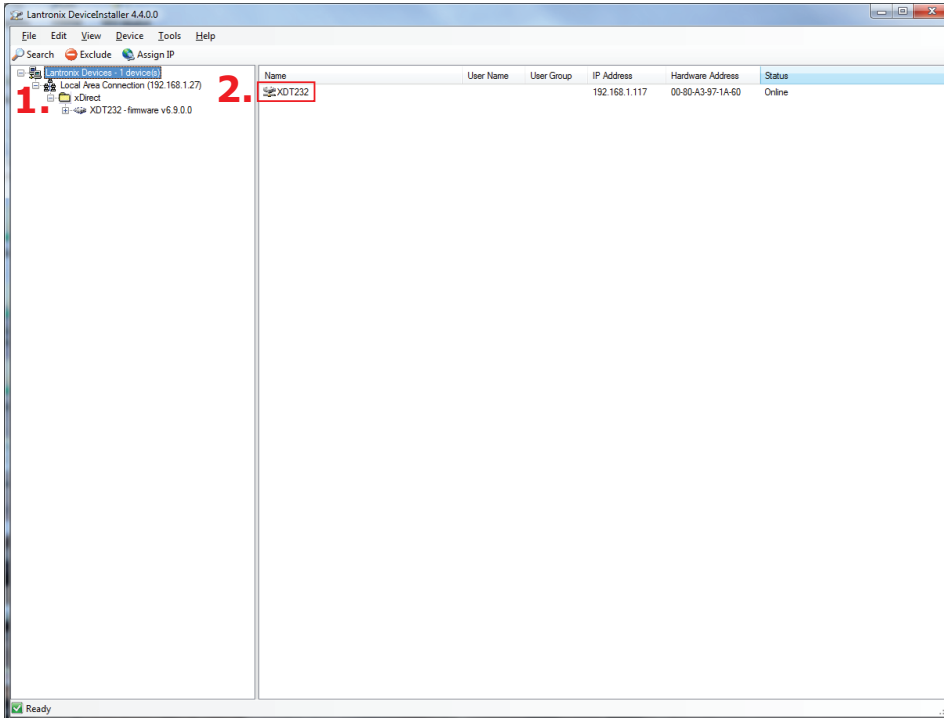
- Emissions
 - FCC Part 15, Subpart B, Class B
 - EN55022, Class B
 - EN61000-3-2, EN61000-3-3
 - ICES-003 Issue 4
 - AS/NZS, CISPR22
- Immunity
 - EN55024, EN61000-4-2, EN6100-4-3, EN61000-4-4, EN61000-4-5, EN61000-4-6, EN61000-4-8, EN61000-4-11
- Agency Approvals
 - UL 60950-1, 2nd Edition
 - CAN/CSA C22.2 No. 60950-1-07, 2nd Edition
 - CE, VCCI, C-Tick
 - IEC 60950-1 2005, 2nd Edition

3] MOUNTING INSTRUCTION



RSIP RS-232 to TCP/IP Converter

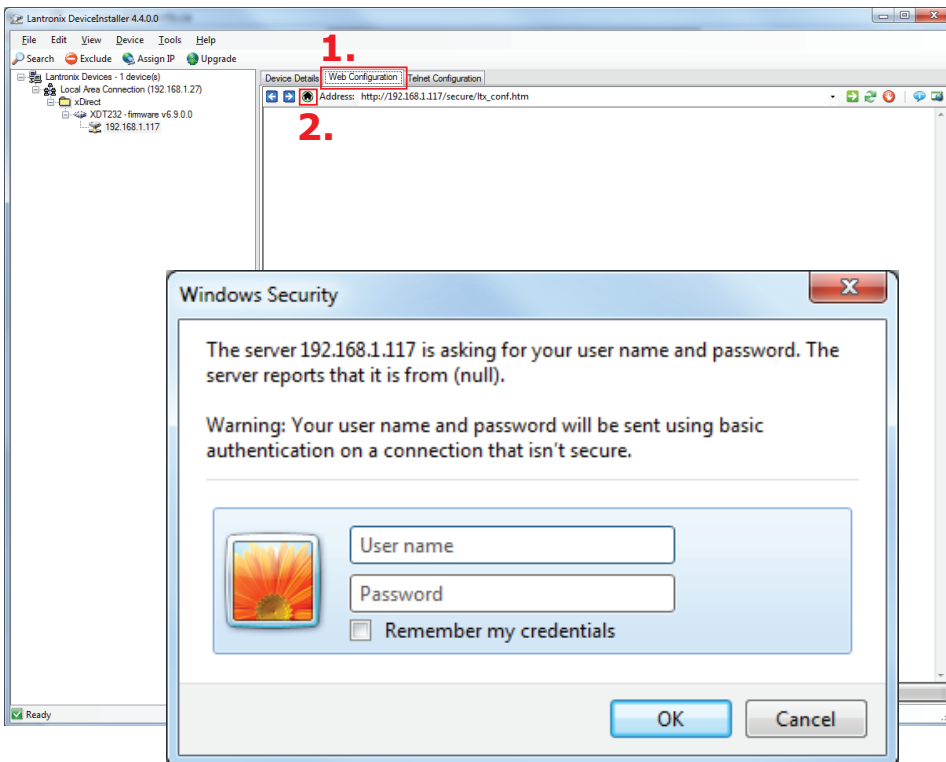
4] SOFTWARE CONFIGURATION



Download from our web site (cdvi.ca/Download_Center.aspx) and install the "**DeviceInstaller**" application.

Once RSIP installed and power up

1. Start the «**DeviceInstaller**» application. (Program Files/Lantronix/DeviceInstaller4.4/DeviceInstaller)
2. Double click on "**XDT232**"

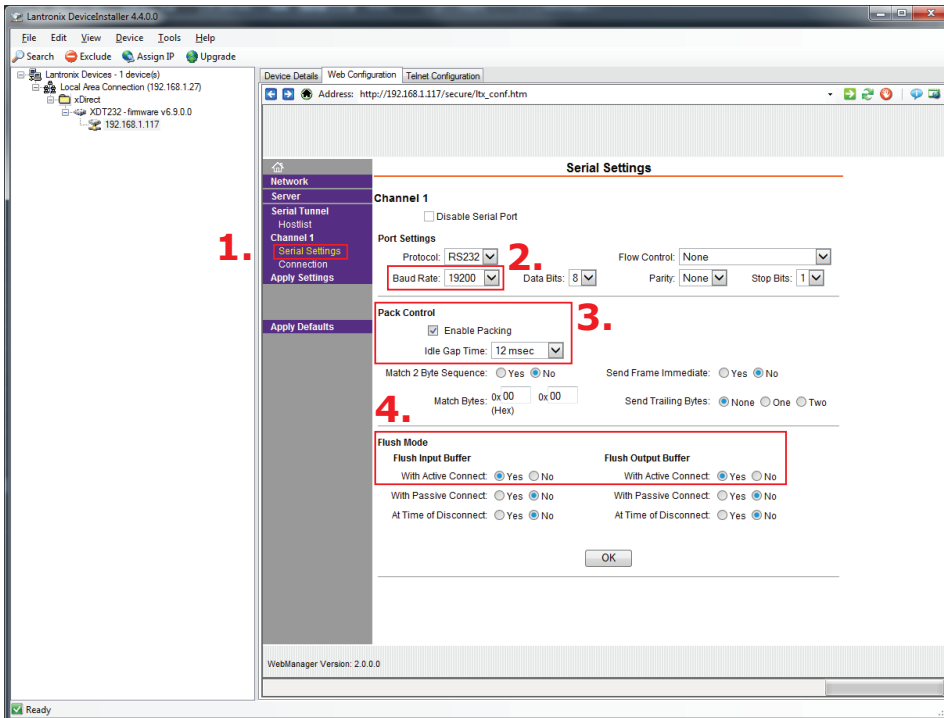


1. Double click on "**Web Configuration**"
2. then click on "**Home**" button.

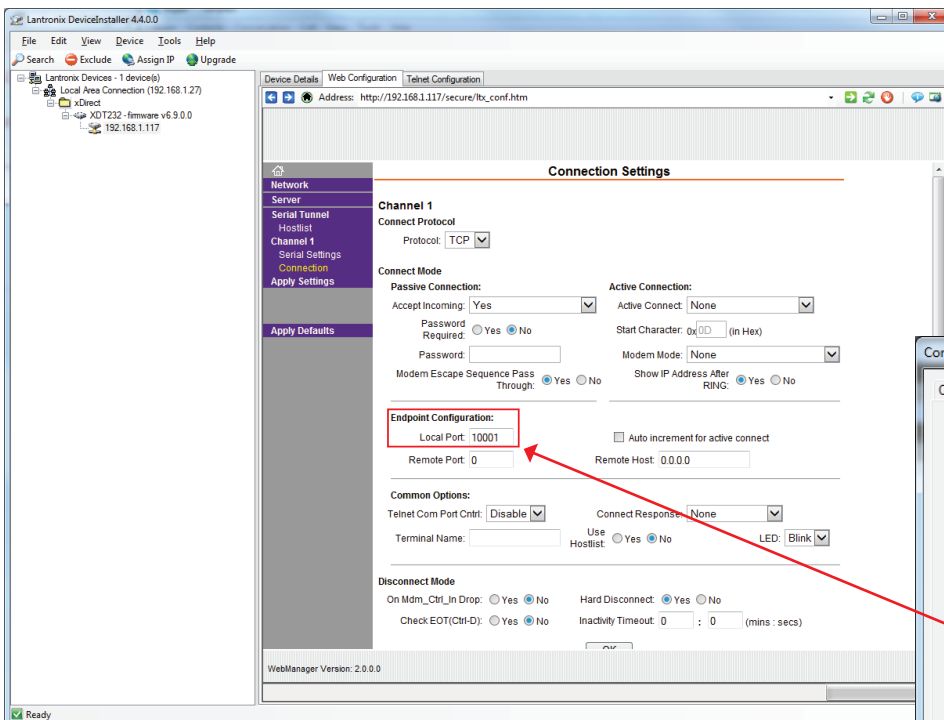
Windows Security will appear, type default user name and password

- User name: **admin**
- Password (All caps): **PASS**
- Click OK

RSIP RS-232 to TCP/IP Converter



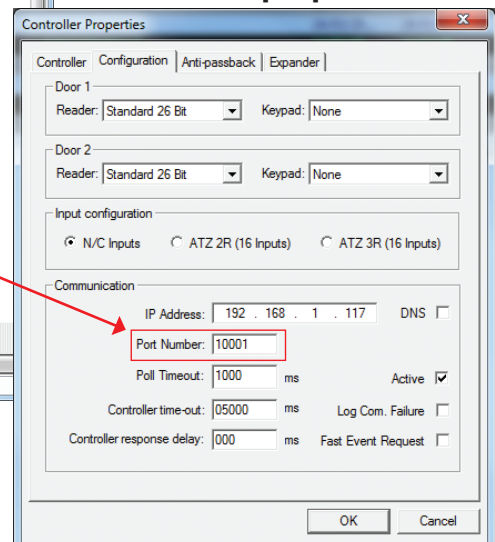
1. Click on **"Serial Settings"** tab
2. Set Baud rate to 19200 (CT-900-A default setting)
3. Enable **"Pack Control"** to 12 msec
4. Set Flush Mode > Flush Input Buffer > With Active Connect put **"Yes"**
Flush Output Buffer > With Active Connect put **"Yes"**
5. Keep the default setting for the rest
6. Click OK



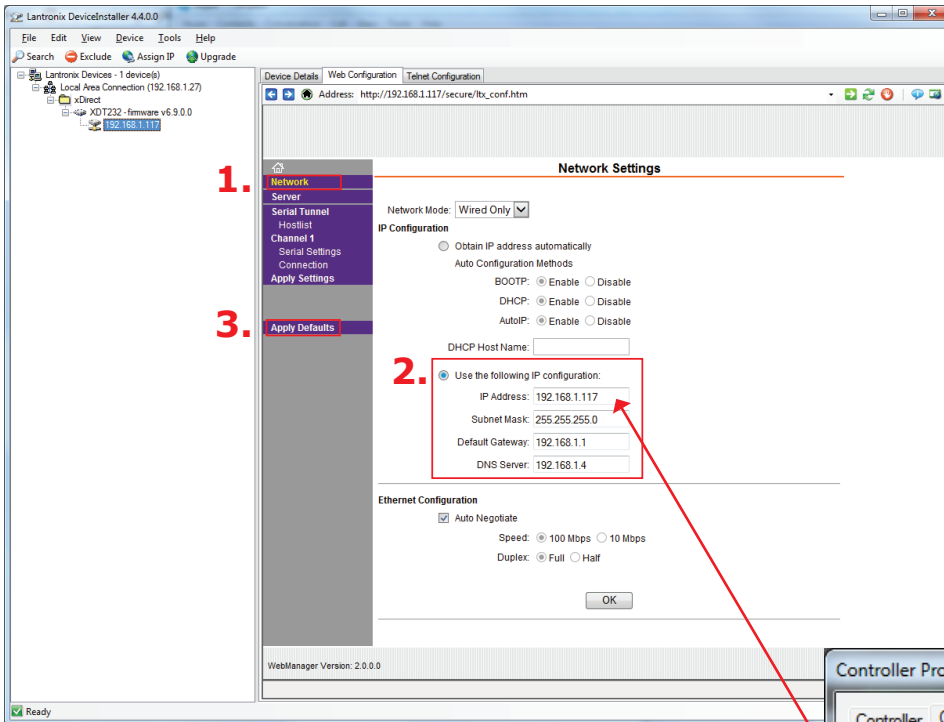
Click on **"Connection"** tab

- Keep the default setting (The port number must be defined in ALL controllers connected to that RSIP module. To set the port number in the CTV-900-A controller, go to the controller properties window, tab «configuration» (by default is 1001, see diagram below).

CTV-900-A Controller properties window



RSIP RS-232 to TCP/IP Converter



1. Click on **"Network"** tab

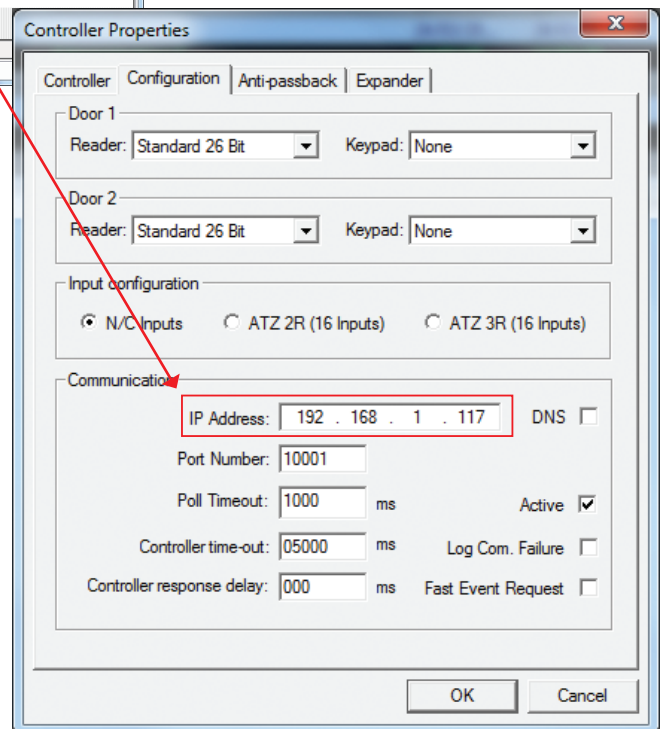
Define IP configuration

(The IP address must be defined in ALL controllers connected to that RSIP module. To set the IP address in the CTV-900-A controller, go to the controller properties window, tab «configuration» (see diagram below).

- 2.
3. To set the IP address in the CTV-900-A controller, go into the properties of the controller and the «configuration» tab.
4. Click **"Apply Setting"**

You are done.

CTV-900-A Controller properties window



RSIP RS-232 to TCP/IP Converter

5] WARRANTY - TERMS & CONDITIONS

The "5 Year Warranty" is offered by CDVI exclusively for CDVI products featuring the logo "5 Year Warranty", and supplied by authorized CDVI dealers participating in the offer. You can obtain the address of the local authorized dealer participating in the offer by contacting CDVI or a local CDVI subsidiary. The "5 Year Warranty" is only applicable to hidden defects detected during the lifetime of the product, as defined by the CDVI Group (5 years or 200 000 operations - whichever of the two expires first).

The "5 Year Warranty" conditions shall not modify the sales conditions between CDVI and its customers.

DURATION OF THE OFFER:

- This offer is valid from July 1st 2010; CDVI reserves the right to terminate this offer without prior notice.
- However, any product already registered up to the date of withdrawal of the offer will remain eligible for the "5 Year Warranty".
- The warranty applies only to the available products mentioned in the above statement.

CONDITIONS :

- Hidden defects are guaranteed for an unlimited shelf life (period of time before use).
- To be eligible for the "5 Year Warranty", the product must be registered at CDVI within one month of its delivery to the end user, by completing in and returning back the "warranty" form by fax, email or post to the local CDVI subsidiary. This information may also be registered on line at www.cdvigroup.com.
- Only the issue of the "5 Year Warranty" certificate by CDVI can confirm product registration; CDVI may not be held responsible in the event of loss or non-presentation of the form.
- The "5 Year Warranty" only applies to products installed by a skilled and experienced personal with the necessary trade qualifications to install according to the highest standards, respecting the standards, instructions and guidelines defined by CDVI and according to the maximum recommended specifications.
- To enable CDVI to determine whether a product is eligible to claim for the "5 Year Warranty", after prior issue of a return of materials authorization number (RMA) by CDVI, the customer must return the product and all of its accessories in the original packaging with a copy of its invoice. The transport fees shall be paid by the customer and the package must be returned to CDVI or to a CDVI authorized repair centre.
- Eligibility for the "5 Year Warranty" cover must be confirmed by CDVI.
- The "5 Year Warranty" only covers the replacement or repair of the parts acknowledged as faulty by CDVI.
- CDVI reserves the right to respect its obligation by replacing the product or the parts acknowledged as faulty by a standard part replacement or by a product or new parts, or by an updated or improved version of the product with identical or similar functionalities.
- In respect of the applicable law, CDVI cannot be held responsible for material or immaterial damages caused to goods or to third parties and as a direct or indirect result of the installation, utilization, product faults or poor functioning of a device.
- The "5 Year Warranty" is non-assignable and non-transferrable; only the person who registered the aforementioned warranty may benefit from the warranty.
- The "5 Year Warranty" is limited to the eligible product and is strictly limited to the conditions in effect on the date of purchase by the customer.

Reference : ??????????????
Extranet : EXE-CDVI_IM RSIP CMYK A4 EN 01



CDVI Group

FRANCE (Headquarter/Siège social)
Phone: +33 (0)1 48 91 01 02
Fax: +33 (0)1 48 91 21 21

CDVI

FRANCE + EXPORT
Phone: +33 (0)1 48 91 01 02
Fax: +33 (0)1 48 91 21 21

CDVI AMERICAS

[CANADA - USA - LATIN AMERICA]
Phone: +1 (450) 682 7945
Fax: +1 (450) 682 9590

CDVI

BENELUX
[BELGIUM - NETHERLAND - LUXEMBOURG]
Phone: +32 (0) 56 73 93 00
Fax: +32 (0) 56 73 93 05

CDVI

TAIWAN
Phone: +886 (0)42471 2188
Fax: +886 (0)42471 2131

CDVI

SUISSE
Phone: +41 (0)21 882 18 41
Fax: +41 (0)21 882 18 42

CDVI

CHINA
Phone: +86 (0)10 62414516
Fax: +86 (0)10 62414519

CDVI

IBÉRICA
[SPAIN - PORTUGAL]
Phone: +34 (0)935 390 966
Fax: +34 (0)935 390 970

CDVI

ITALIA
Phone: +39 0321 90 573
Fax: +39 335 127 89 96

CDVI

MAROC
Phone: +212 (0)5 22 48 09 40
Fax: +212 (0)5 22 48 34 69

CDVI

SWEDEN
[SWEDEN - DENMARK - NORWAY - FINLAND]
Phone: +46 (0)31 760 19 30
Fax: +46 (0)31 748 09 30

CDVI

UK
[UNITED KINGDOM - IRELAND]
Phone: +44 (0)1628 531300
Fax: +44 (0)1628 531003

CDVI DIGIT

FRANCE
Phone: +33 (0)1 41 71 06 85
Fax: +33 (0)1 41 71 06 86

All the information contained within this document (pictures, drawing, features, specifications and dimensions) could be perceptibly different and can be changed without prior notice.

The installer's choice
cdvigroup.com